

Audit Period: April 1, 2008 – March 31, 2009

Northern Berks Merchandiser

6 North 3rd St (PO Box 465)
Hamburg, PA 19526
(610) 562-2267
(610) 562-6596 FAX

EMAIL: george@windsorpress.com
www.windsorpress.com

1. Publication Information

Average Net Circulation:	30,977 (Print Edition)
Number of Editions:	One
Format / Average Page Count:	Tabloid / 28 Pages
Circulation Cycle:	Weekly
Circulation Day / Time:	Wednesday / by 5 PM
Ownership:	The Windsor Press, Inc.
Year Established:	1958
Publication Type:	Shopper
Content:	100% Advertising / 0% Editorial
Circulation Paid/Unpaid:	99% Unpaid / 1% Paid / 0% Sponsored
Primary Delivery Methods:	88% Home Delivery / 6% Mail / 6% Controlled Bulk
Insert Zoning Available:	Yes – ZIP Code / Route / Zone
CVC Member Number:	13-0030
DMA/MSA:	Philadelphia, PA / Reading, PA
Audit Funded By:	Mid-Atlantic Community Papers Association Independent Free Papers of America

2. Rate Card and Mechanical Data

Rate Card Effective Date:	April 16, 2008
Mechanical Data:	Six (6) columns x 16-inch column depth Full page: 10.25" wide X 16" depth.
Open Rate:	Local: \$10.30 per column inch National: \$10.30 per column inch
Insert Open Rate:	\$53.00 per thousand
Classified Rate:	\$7.65 for up to 20 words

Volume, frequency, contract, color, and other rates may be available from the publisher.

3. Contact Information

Publisher:	George T. Mitten	EMAIL: george@windsorpress.com
Advertising:	Bonnie Oswald	EMAIL: display@windsorpress.com
Circulation:	David Wisniewski	EMAIL: circulation@windsorpress.com

4. Circulation Pricing

Northern Berks Merchandiser is a controlled circulation weekly without circulation pricing.
Annual mail subscription rate: \$55.00

5. Audited Circulation, Distribution and Net Press Averages - Print Edition

CVC Account Number: 13-0030		Northern Berks Merchandiser Hamburg, PA
Audit Period Summary		
Average Net Circulation	(5-H)	30,977
Average Gross Distribution	(5-F)	30,987
Average Net Press Run	(5-A)	31,215
Audit Period Detail		
A. Average Net Press Run		31,215
B. Office / File		228
C. Controlled Distribution		
1. Home Delivery		27,165
2. Controlled Bulk Delivery / Demand Distribution		1,740
3. Mail		1,933
4. Restock & Office Service		135
5. Other:		0
TOTAL AVERAGE CONTROLLED DISTRIBUTION		30,973
D. Paid Distribution		
1. Home Delivery		0
2. Single Copy		0
3. Mail		14
4. Restock & Office Service		0
5. Other:		0
TOTAL AVERAGE PAID DISTRIBUTION		14
E. Sponsored / Voluntary Paid Distribution		
1. Home Delivery		0
2. Single Copy		0
3. Mail		0
4. Restock & Office Service		0
5. Other:		0
TOTAL AVERAGE SPONSORED DISTRIBUTION		0
F. Average Gross Distribution		30,987
G. Unclaimed / Returns		(10)*
H. Average Net Circulation		30,977

6A. Audited Average Website Reporting

	Audit Period Average
Website Unique Visitors	Not Reported
Website Page Views	Not Reported

6B. Audited Online Edition Reporting

	Audit Period Average
Unique Digital Edition Visitors	Not Applicable
Digital Edition Page Views	Not Applicable

7. Explanatory

PARAGRAPH FIVE AUDIT PERIOD SUMMARY

AVERAGE NET CIRCULATION: See audit period detail (H).

AVERAGE GROSS DISTRIBUTION: See audit period detail (F).

NET PRESS RUN: See audit period detail (A).

AUDIT PERIOD DETAIL

- A. 1. NET PRESS RUN: Average net press run during the audit period indicated. The net press run average does not include press waste, or start-up copies.
- B. 1. OFFICE / FILE: Undistributed editions maintained by the publisher for office purposes. Office / File editions do not qualify as controlled, paid, or sponsored distribution.
- C. CONTROLLED DISTRIBUTION (NON-PAID): Editions distributed by the publisher free of charge.
1. HOME DELIVERY: Editions delivered by private carrier to single family residences, and/or multi-family residences, and/or businesses.
2. CONTROLLED BULK / DEMAND DISTRIBUTION: Editions distributed to newsracks, newsstands, and/or area retail businesses and available to individual readers. Subject to paragraph 5E returns.
3. MAIL: Editions delivered by United States Postal Service mail to single family residences, and/or multi-family residences, and/or businesses.
4. RESTOCK / OFFICE SERVICE: Editions maintained and distributed by the publisher for restock of newsracks, newsstands, area retail businesses, office deliveries, and advertising purposes during the edition cycle. Subject to paragraph 5E returns.
5. OTHER:
- D. PAID DISTRIBUTION: Editions distributed by the publisher through paid subscription or other monetary exchange with individual readers.
1. HOME DELIVERY: Editions distributed by private carrier to paid subscribers in single family residences, and/or multi-family residences, and/or businesses.
2. SINGLE COPY: Editions distributed to newsracks, newsstands, and/or area retail businesses and available to individual readers. Subject to paragraph 5E returns.
3. MAIL: Editions delivered by United States Postal Service mail to paid subscribers in single family residences, and/or multi-family residences, and/or businesses.
4. RESTOCK / OFFICE SERVICE: Editions maintained and distributed by the publisher for restock of newsracks, newsstands, area retail businesses, office deliveries, and advertising purposes during the edition cycle. Subject to paragraph 5E returns.
5. OTHER:
- E. SPONSORED / VOLUNTARY PAID DISTRIBUTION: Editions distributed by the publisher that are sponsored by a third party monetary exchange.
1. HOME DELIVERY: Editions delivered by private carrier to sponsored subscribers in single family residences, and/or multi-family residences, and/or businesses.
2. SINGLE COPY: Editions distributed to newsracks, newsstands, and/or area retail businesses and available to individual readers on a voluntary pay basis. Subject to paragraph 5E returns.
3. MAIL: Editions delivered by United States Postal Service mail to sponsored subscribers in single family residences, and/or multi-family residences, and/or businesses.
4. RESTOCK / OFFICE SERVICE: Editions maintained and distributed by the publisher for restock of voluntary or sponsored newsracks, newsstands, area retail businesses, office deliveries, and advertising purposes during the edition cycle. Subject to paragraph 5E returns.
5. OTHER:
- F. 1. AVERAGE GROSS DISTRIBUTION: Average gross distribution for the audit period indicated. (Total of controlled distribution (A), paid distribution (B), and sponsored distribution (C)).
- G. 1. UNCLAIMED / RETURNS: Distributed editions returned to the publisher unsold and/or unclaimed during the edition cycle *(See paragraph 12 for CVC return/unclaimed confirmation.)
- H. 1. AVERAGE NET CIRCULATION: Average net circulation for the audit period indicated. (Total of controlled distribution (C), paid distribution (D), and sponsored distribution (E) minus unclaimed / return (G)).

PARAGRAPH SIX (A)

UNIQUE VISITORS: A unique visitor to a website where the user registers or where the user is identified or marked by a cookie, IP address, or other ID that is attached to the browser within the defined cycle. Limitations apply to the measurement of unique visitors. Please see CVC Rules & Regulations for further information.

PAGE VIEWS: The transmittal of a full page contained within the website to the user's browser.

PARAGRAPH SIX (B)

UNIQUE DIGITAL EDITION VISITORS: Unique visitors to a digital edition publication where the user registers or where the user is identified or marked by a cookie, IP address, or other ID, within a defined time period (i.e. day, week or month). A unique visitor counts once within the timescale. A visitor can make multiple visits. Limitations apply to the measurement of unique visitors. Please see CVC Rules & Regulations for further information.

DIGITAL EDITION PAGE VIEWS: Requests for files whose types are defined as pages; transmittals of full pages contained within the digital edition publication to the user's browser. Several page views are expected to be logged per Visit/Session.

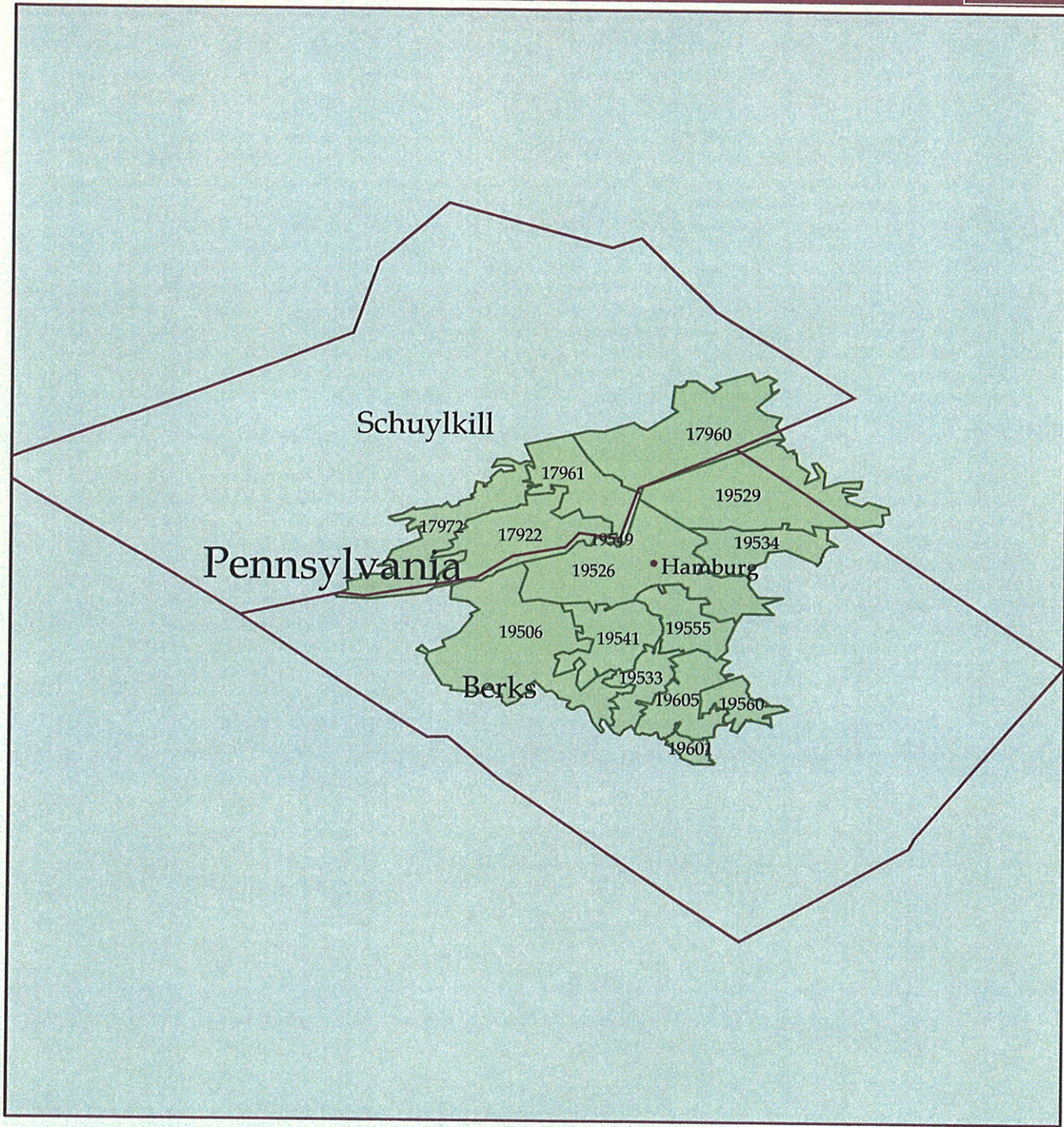
8. Average Print Circulation History

YEAR	AUDIT SOURCE	Q1	Q2	Q3	Q4
01/01/09-12/31/09	CVC	31,037	-	-	-
01/01/08-12/31/08	CVC	30,866	30,930	30,937	31,002
01/01/07-12/31/07	CVC	30,854	30,867	30,894	30,902
01/01/06-12/31/06	CVC	30,879	30,925	30,954	30,900
01/01/05-12/31/05	CVC	30,851	30,874	30,861	30,859
01/01/04-12/31/04	CVC	30,750	30,865	30,856	30,851
01/01/03-12/31/03	CVC	30,578	30,614	30,697	30,786
01/01/02-12/31/02	CVC	30,335	30,425	30,486	30,507
07/01/01-12/31/01	CVC	-	-	30,298	30,322
01/01/98-12/31/00	CAC	-	-	-	-

9. Distribution by Zip Code (6/25/2008 Edition) Wednesday



ZIP CODE	CITY / AREA	COUNTY	HOME DELIVERY	CONTROLLED BULK	MAIL	OFFICE / RESTOCK	TOTAL
17922	Auburn	Schuylkill	270	0	1,486	0	1,756
17960	New Ringgold	Schuylkill	1,220	0	0	0	1,220
17961	Orwigsburg	Schuylkill	2,375	50	0	0	2,425
17972	Schuylkill Haven	Schuylkill	4,808	15	306	0	5,129
17979	Summit Station	Schuylkill	0	0	125	0	125
19506	Bernville	Berks	815	295	0	0	1,110
19516	Centerport	Berks	131	0	0	0	131
19526	Hamburg	Berks	4,010	368	0	0	4,378
19529	Kempton	Berks	0	30	0	0	30
19533	Leesport	Berks	1,695	147	0	0	1,842
19534	Lenhartsville	Berks	195	145	0	0	340
19541	Mohrsville	Berks	1,165	0	0	0	1,165
19549	Port Clinton	Schuylkill	140	15	0	0	155
19554	Shartlesville	Berks	240	105	0	0	345
19555	Shoemakersville	Berks	1,695	253	0	0	1,948
19559	Strausstown	Berks	190	0	0	0	190
19560	Temple	Berks	2,875	95	0	0	2,970
19601	Reading	Berks	560	0	0	0	560
19605	Laureldale	Berks	2,934	0	0	0	2,934
19605	River View Park	Berks	1,858	0	0	0	1,858
Misc.	Assorted	Assorted	0	205	30	110	345
TOTAL			27,176	1,723	1,947	110	30,956






Northern Berks Merchandiser
Hamburg, Pennsylvania
13-0030

Key to Features

-  County Boundary
-  Zip Code Boundary



Northern Berks Merchandiser – Hamburg, PA – 13-0030 - Supplemental Readership Study

The Circulation Verification Council interviewed 496 residents in the primary market areas indicated in publication's CVC audit report. The purpose was to identify the number of residents who indicate they receive the publication on a regular basis, identify the number of residents who read or look through the publication, and gather readership study information useful for advertising purchase decisions. Market statistics estimates appearing in CVC reports are obtained from EASI Software. The population studied consisted of adults age 18 and over, living in households within the survey area. Within this area, each household and each adult within the household had a known (or "non-zero") probability of being selected for the sample. Interviews were conducted solely with pre-designated respondents and no substitutions were permitted. The verification and readership study took place throughout the audit cycle between the hours of 5:30 PM and 8:30 PM and 10:00 AM and 2:00 PM. Initial interview attempts were spread evenly across all survey days (i.e., Tuesday through Saturday). A minimum of 250 completed interviews is required with no more than one interview per household. Interview Procedures: To ensure the highest degree of comparability and to facilitate the auditing process, a standard, consistent, specified list of interview questions was asked. Interviews were conducted by CVC with supervision, interview training, and monitoring capabilities. Interviews were conducted over a minimum period of four weeks to minimize the impact of weather and/or special events. Every effort was made to ensure that interviews were assigned randomly by day and that an approximately equal number of interviews were completed on each interviewing day. Where appropriate, data was balanced and/or weighted by ZIP code using up-to-date known demographics: gender, age, number of adults in household and ethnicity in those cases where one minority comprised no less than ten percent of the total population. Non-responses to any single question were eliminated from the survey. In all cases, at least six attempts were made to contact all pre-designated respondents. The telephone rang a minimum of six times each time a number was dialed before the attempt was classified as a "no answer." Each number was dialed at different times and, as necessary, on different days. Every effort was made to surmount language, cultural, behavioral and other barriers to a successful interview; and to the extent feasible, callbacks were scheduled on a random basis. At least one callback attempt per respondent was made on a weekend. During the interview process, no questions were asked prior to the publication readership question, with the exception of a qualifying question designed to determine the ZIP code of recipient residence; and a general warm-up call explanation designed to put the respondent at ease. Warm-up questions did not include any reference to the publication itself or the nature of the study. This study followed recommended guidelines developed in part from the Advertising Research Foundation (ARF) readership guidelines. Survey totals may not equal 100% due to rounding. The Circulation Verification Council estimates that all the information in this survey has a maximum error margin of +/-2.5 at the 95% confidence level. *401 Survey respondents were interviewed during the verification of home delivery and mail distribution. 0 Survey respondents reported reading a minimum of two of the last four issues through single copy, controlled bulk, or pass along distribution.

• **Average readers per edition during the audit period: 1.725***

*Readership estimates compiled from 2009 CVC circulation & readership study data.

1. Northern Berks Merchandiser is distributed regularly in your area. Does your household regularly receive Northern Berks Merchandiser?

YES	488	98.4%
NO	8	01.6%
2. Do you or someone in your household regularly read or look through Northern Berks Merchandiser?

YES	401	82.2%
NO	87	17.8%
3. Do you frequently purchase products or services from ads seen in Northern Berks Merchandiser?

YES	317	79.1%
NO	84	20.9%
4. How often do you read the classified advertisements in Northern Berks Merchandiser?

20%	Always
31%	Often
24%	Seldom
25%	Never
5. How often do you shop using coupons?

18%	Always
35%	Often
34%	Seldom
13%	Never
6. Do you have a paid daily newspaper delivered to your home five, or more days a week?

32%	YES
68%	NO



7. What category best describes your combined annual household income for last year?

Reader Demographics	Market Demographics
10%	24% Under \$25,000
30%	27% \$25,001 - \$49,999
27%	20% \$50,000 - \$74,999
18%	14% \$75,000 - \$99,999
11%	11% \$100,000 - \$149,999
04%	04% Over \$150,000

8. Please select the category that best describes your age.

Reader Demographics	Market Demographics
01%	04% 18 - 20
06%	07% 21 - 24
18%	16% 25 - 34
26%	19% 35 - 44
26%	20% 45 - 54
18%	15% 55 - 64
05%	10% 65 - 74
01%	09% 75 years or older

8. Which of the following products or services do you plan to purchase during the next twelve months?

(% = Positive respondents)

- 09% New Automobile
- 11% Used Automobile
- 20% Antiques / Auctions
- 44% Furniture / Home Furnishings
- 21% Major Home Appliance
- 15% Home Computers
- 42% Home Improvements / Supplies
- 39% Television / Electronics
- 15% Carpet / Flooring
- 61% Automobile Accessories (tires, brakes & service)
- 70% Lawn & Garden
- 30% Florist / Gift Shops
- 42% Home Heating / Air Conditioning (service, new equipment)
- 48% Vacations / Travel
- 05% Real Estate
- 71% Men's Apparel
- 82% Women's Apparel
- 56% Children's Apparel
- 02% Boats / Personal Watercraft
- 31% Art & Crafts Supplies
- 25% Childcare
- 40% Education / Classes
- 08% Attorney
- 21% Veterinarian
- 16% Chiropractor
- 22% Financial Planner (Retirement, Investing)
- 58% Tax Advisor / Services
- 29% Health Club / Exercise Class
- 35% Cleaning Services (Carpet Cleaning, Air Duct Cleaning, Home Cleaning)
- 04% Weight Loss
- 43% Lawn Care Service (Maintenance & Landscaping)
- 51% Legal Gambling Entertainment (Lottery, Casinos, Racetracks, Bingo)
- 56% Pharmacist / Prescription Service
- 22% Cellular Phone New/Update Service
- 74% Dining & Entertainment
- 18% Jewelry
- 11% Wedding Supplies
- 35% Athletic & Sports Equipment



10. Distribution by County (6/25/2008 Edition) Wednesday

COUNTY	CITY / AREA	HOME DELIVERY	CONTROLLED BULK	MAIL	OFFICE / RESTOCK	TOTAL
Berks	Bernville	18,363	1,438	0	0	19,801
	Centerport					
	Hamburg					
	Kempton					
	Laureldale					
	Leesport					
	Lenhartsville					
	Mohrsville					
	Reading					
	River View Park					
	Shartlesville					
	Shoemakersville					
	Strausstown					
Temple						
Schuylkill	Auburn	8,813	80	1,917	0	10,810
	New Ringgold					
	Orwigsburg					
	Port Clinton					
	Schuylkill Haven					
	Summit Station					
Misc.	Assorted	0	205	30	110	345
TOTAL		27,176	1,723	1,947	110	30,956

11. Verification of Receivership & Readership**Controlled Home Delivery and Mail Distribution**

The Circulation Verification Council interviewed 496 residents in the primary market areas indicated in paragraph nine. The purpose was to identify the number of residents who indicate they receive the publication on a regular basis, and further identify the number of residents who read or look through the publication. The interviews took place throughout the audit period between the hours of 5:30 PM-8:30 PM and 10:00 AM-2:00 PM. All respondents identified themselves as 18 or older.

1. Northern Berks Merchandiser is distributed regularly in your area. Do you receive Northern Berks Merchandiser on a regular basis?
2. (If response to #1 was YES) Do you or someone in your household regularly read or look through Northern Berks Merchandiser?

CVC interviews indicate that 488 of 496 households or 98.4% indicated they receive Northern Berks Merchandiser on a regular basis.

CVC interviews indicate that 401 of 488 or 82.2% indicate they regularly read or look through Northern Berks Merchandiser.

*Households reporting stop delivery requests were excluded from the survey.

The Circulation Verification Council estimates that all the information in this text box has a minimum accuracy level of +/-2.5%.



www.cvcaudit.com



12. Verification of Distribution

Controlled Bulk / Demand Distribution

The Circulation Verification Council interviewed and/or visited controlled bulk/demand distribution locations chosen randomly from the publication's delivery list. The purpose was to identify the number of locations who indicate they receive the publication on a regular basis, and further verify the number of publications distributed at the beginning of the edition cycle, and the number of editions left unclaimed by readers at the end of the edition cycle.

CVC interviews indicate that 100% of reported controlled bulk drop locations indicated they received Northern Berks Merchandiser on a regular basis.

CVC interviews indicate that less than 2% of Northern Berks Merchandiser's controlled bulk distributed editions are returned to the publisher unclaimed after the edition cycle.

13. Paid Reporting Analysis

HOME DELIVERY	Basic Rates: N/A
	AVERAGE NUMBER OF SUBSCRIPTIONS
Full Basic Rate	0
Over 75% of basic rate	0
Over 50% of basic rate	0
Under 50% of basic rate	0
MAIL	Basic Rates: \$55.00 / 1-Year
	AVERAGE NUMBER OF SUBSCRIPTIONS
Full Basic Rate	14
Over 75% of basic rate	0
Over 50% of basic rate	0
Under 50% of basic rate	0
SINGLE COPY	COVER PRICE: N/A
	AVERAGE WHOLESALE RATE: N/A
OTHER:	

14. Council Audit Statement

Circulation Verification Council (CVC) reviewed the printing, distribution, circulation, and general business records of this publication for the purpose of compiling this information. The review was completed using Council audit procedures considered necessary under the circumstances of the audit in compliance with CVC Rules and Requirements. In our opinion, this report fairly and accurately represents the publication's printing, distribution, and circulation for the period indicated.



www.cvcaudit.com

The current status of this report expires March 31, 2011.
 If this report is presented after March 31, 2011 please call the toll-free number listed below.

